



Wolters Kluwer

When you have to be right

*Submitting  
UpToDate®  
CME for the  
American Board  
of Internal  
Medicine (ABIM)  
MOC Points*

**A STEP-BY-STEP GUIDE**

[www.uptodate.com](http://www.uptodate.com)  
[www.wolterskluwer.com](http://www.wolterskluwer.com)



# UpToDate CME for ABIM MOC

## UPTODATE MAKES IT EASY TO SUBMIT CME FOR ABIM MAINTENANCE OF CERTIFICATION (MOC)

The American Board of Internal Medicine (ABIM) accepts *AMA PRA Category 1 Credit™* earned from use of UpToDate for Maintenance of Certification (MOC) point requirements<sup>1</sup>.

- **Save time.** Earning ABIM MOC points becomes part of the regular clinical workflow.
- **No cost.** UpToDate is pleased to offer this feature as part of your UpToDate subscription.
- **Easy submission.** Submit credits electronically directly from UpToDate to ABIM.

This guide outlines the simple steps to submit UpToDate CME credits to ABIM as part of the same user-friendly process used to redeem credits.

- Accrue CME with UpToDate. Set your tracking method to *AMA PRA Category 1 Credit™*
- Redeem CME.
- Add ABIM as a Board.
- Select CME credits from a particular year to submit.
- Review and submit.
- Monitor your MOC Status and History page for updates.

### CERTIFICATION YEAR SUBMISSION TIMING

Check the ABIM website for your ABIM MOC requirements and submission deadlines.

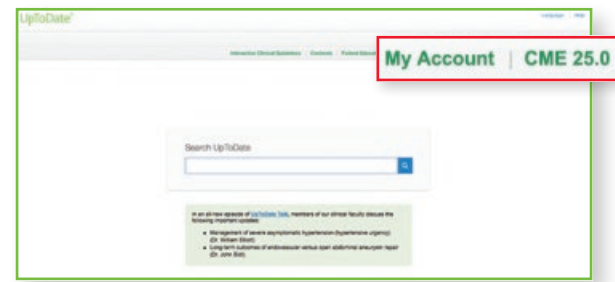
# Submit CME credits for ABIM MOC

Access the MOC submission process from any of the following locations:

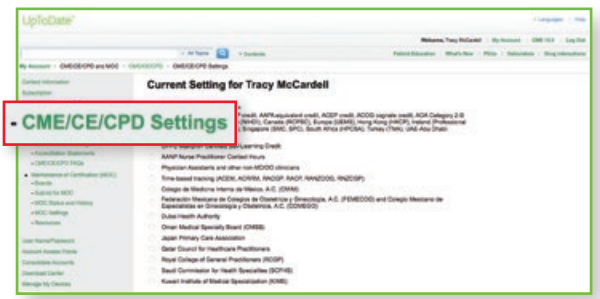
- My Account on the top toolbar
- CME tally on the top toolbar
- CME from left menu
- CME Certificate

**1 CME Tracking**  
Earn 0.5 AMA PRA Category 1 Credit™ for each clinical question researched when you are logged in to UpToDate. ABIM only accepts AMA PRA Category 1 Credit™ for MOC points.


- To confirm the proper settings, log in to UpToDate, click on the **My Account** or **CME** tab.



- Select **CME/CE/CPD Settings** from the left menu and choose **AMA PRA Category 1 Credit™** as your tracking method.



**2 Redeem UpToDate credits.**  
• Select **Process My CME/CE/CPD** to redeem CME and generate certificate.<sup>2</sup>  
For more information on how to redeem CME, please review the CME Guide by visiting [uptodate.com/home/uptodate-user-academy](http://uptodate.com/home/uptodate-user-academy)



**3 Add ABIM as a board.**  
• Click on **Boards** from the Maintenance of Certification menu or the **Boards** icon to access the **Add Board** screen.



- Complete the form. Some information will be pre-filled. Please make sure that name, ABIM ID and birthdate match exactly to your ABIM record to prevent submissions from being rejected.




**4 Select redeemed credits from a particular year to submit.**  
• Click **Add** to see a confirmation of ABIM being added to your list of available Boards.  
You only need to add ABIM as a board once to support all ABIM MOC submissions.

• Click **Submit for MOC** to select CME eligible for submission.

You may see that you have eligible credits from multiple calendar years. However, the ABIM requires you submit them separately.

- Select the year that you wish to submit by clicking the **green down arrow** within the given year.



**5 Review and Submit.**  
• Select **View Credit Details** for a detailed overview of your eligible credits for the selected year.  
• Click **Next** to continue.



- Check the first box to grant UpToDate permission to submit your information to ABIM. You must grant UpToDate access in order to submit on your behalf.

- Opt in to be notified of accepted submissions. You will be notified of any rejections regardless of whether you opt in for email notifications.


• Click **Submit** to complete your submission request. You will see a notification confirming your submission.

**6 Review Status and History.**  
• View **MOC Status and History** to see the status and history of all of your submissions.

There are four status classifications:

**Pending:** As soon as credits are submitted, they will be marked as Pending.

**Approved:** The ABIM has accepted your MOC submission and your credit has been approved.



It can take up to 48 hours for ABIM to approve your submission.

**Rejected:** This is a rejection by ABIM. You will be notified by email of a rejection. Follow the steps indicated within the rejection message to submit your credits again. This message will provide details on what occurred and how to correct it.

**Failed:** This status indicates a problem with the *transmission* and will require that you submit your credits again.

# Additional Options

**MOC Settings** can be edited. Be sure your ABIM ID and birthdate match exactly to your ABIM record.

Contact UpToDate Customer Service for assistance in changing your name.

UpToDate

Welcome, Tracy McCaslin | My Account | CME 10.0 | Log Out

My Account > CME/CFO and MOC > Maintenance of Certification (MOC) > MOC Settings

Personal Information

**MOC Settings**

All fields are required

**PERSONAL INFORMATION**

First Name:

Last Name:

Email Address:

Birthdate:

**ABIM SETTINGS**

Board of Internal Medicine (ABIM):

Your name cannot be edited without calling UpToDate Customer Service. Customer Service information is available on the Resources page.

Save

UpToDate

My Account > CME/CFO and MOC > Maintenance of Certification (MOC) > Resources

Personal Information

**MOC Settings**

All fields are required

**PERSONAL INFORMATION**

First Name:

Last Name:

Email Address:

Birthdate:

**ABIM SETTINGS**

Board of Internal Medicine (ABIM):

Your name cannot be edited without calling UpToDate Customer Service. Customer Service information is available on the Resources page.

Save

**Resources** identifies the appropriate contacts for assistance.

UpToDate

Welcome, Tracy McCaslin | My Account | CME 10.0 | Log Out

My Account > CME/CFO and MOC > Maintenance of Certification (MOC) > Resources

Personal Information

**Resources**

**UpToDate Customer Service**

For user/customer support for individual subscribers or users at an institution:  
Email: [customer.support@upToDate.com](mailto:customer.support@upToDate.com)  
Phone: 1-800-988-6374 or +1-724-292-2900 Monday through Friday, 7 a.m. - 9 p.m. EST

For information about toll-free international calling for UpToDate End-User Support as well as additional contact information for site-wide technical issues, please visit the [UpToDate Contact Us](#) page.

**BOARD CONTACT INFORMATION**

**American Board of Internal Medicine (ABIM)**

535 North Dearborn Street  
PO Box 100  
Columbus, IN 47216-0100  
www.abim.org  
Member@abim.org  
1-800-461-2248 Monday through Friday, 8:30 a.m. - 8 p.m. EST, Sat 9 a.m. - 12 p.m. EST

If you need help finding your ABIM ID, instructions are available on the [10101](#) site.

UpToDate

My Account > CME/CFO and MOC > Maintenance of Certification (MOC) > Resources

Personal Information

**Resources**

All fields are required

**PERSONAL INFORMATION**

First Name:

Last Name:

Email Address:

Birthdate:

**ABIM SETTINGS**

Board of Internal Medicine (ABIM):

Your name cannot be edited without calling UpToDate Customer Service. Customer Service information is available on the Resources page.

Save

<sup>1</sup> American Board of Internal Medicine's (ABIM) Maintenance of Certification (MOC) Program.

<sup>2</sup> Successful completion of this CME activity, which includes participation in the evaluation component, enables the participant to earn up to 0.5 MOC points per Internet point-of-care activity in the American Board of Internal Medicine's (ABIM) Maintenance of Certification (MOC) program. Participants will earn MOC points equivalent to the amount of CME credits claimed for the activity. It is the CME activity provider's responsibility to submit participant completion information to ACCME for the purpose of granting ABIM MOC credit.



# Contact Us

## END-USER CUSTOMER SUPPORT

To reach end-user customer support for **individual subscribers or users at an institution**, please contact:

### EMAIL

[customerservice@uptodate.com](mailto:customerservice@uptodate.com)

### PHONE

1-800-998-6374 or +1-781-392-2000  
Monday through Friday, 7 a.m. – 9 p.m.  
(Eastern Time)